









Michael's Woodshop










Project Ideas

Updated: March, 2023

Presented below are project ideas which may be useful in planning your own Unit wood shop activity. Many of these activities can be tailored for different age groups. We have included information about our router inlay capabilities for adults interested in creating special awards. We have also included a few larger conservation projects at the end of the list for Units looking for a more substantial project. We are always looking for additional project ideas, so please feel free to suggest new projects.

	Golf Tee Tic Tac Toe Board This is a basic project suitable for younger Cub Scouts & siblings. It does not take long to complete and was designed to accommodate multiple groups in short sessions.
	Triangle Golf Tee Challenge A classic game. This is a basic project suitable for younger Cub Scouts & siblings. It does not take long to complete and was designed to accommodate multiple groups in short sessions.
	Yard Stick Box A useful box that is perfect for organizing small items. Use it in the shop, sewing room, desk or a kitchen drawer. Project is a short, glue only assembly designed for younger visitors to the shop. It makes a great gift!
	Oven Tool A very handy item to have in the kitchen and it makes a great gift for a favorite cook. You can use one of our templates or create your own design. This project is suitable for younger Cub Scouts and older.
	Cub Scout Tool Box This is a perfect Baloo the Builder project activity. It was designed specifically for Bear Dens, but can be completed by younger Scouts with parental assistance.
	Candy Dispenser This project was featured during Day Camp and Resident Weekends during summer camp 2022. This is a great first project for younger Scouts, introducing some basic tools and skills.
	Traditional Wren House This is a great project which can be tailored to a broad range of youth ages. It does require some time and focus, so it is targeted towards Webelos (with pre-cut kits and templates) or Scouts/Merit Badge work with a single board and a drawing.
	Classic Tool Box A classic tool box project targeted towards Scouts. Using available templates and cutting jig, the project can be arranged as a fun Unit activity. With some minor process changes, this can also be built as an individual project suitable for the Woodwork Merit Badge.

	<p>Cell Phone Stand</p> <p>This flexible project can be tailored for many age groups and it makes a great gift! With the aid of jigs, this project can be configured as a short completion time, multiple group project for Cub Scouts. It can also be completed by older youth without the jigs and is suitable for the Woodwork Merit Badge.</p>
	<p>Bluebird Box or Finch House</p> <p>Although the assembly techniques for these two bird houses are similar to the Wren House, the various angle cuts add some complexity to these projects. Each of these would make a great first woodworking project for Scouts & adults and they are also good projects for the Woodwork Merit Badge.</p>
	<p>Bluebird Box – alternate version</p> <p>This version of the Bluebird box eliminates the angle cuts, but includes features such as a “saw kerf ladder” inside the box, a “drip edge” along the roof and a nice set up for pole mounting.</p>
	<p>Hanging Wren House</p> <p>A classic bird house design that is fun to build. With pre-cut kits, templates and assembly jigs, this project can be completed by Bears and Webelos. For Scouts, this can be a good introduction to woodworking and is suitable for the Woodwork Merit Badge. Cutting the parts is a little more involved than it appears!</p>
	<p>Butterfly House</p> <p>This makes a great individual or Patrol project. Recommend for youth ages 11 & up, this project can be configured either for novices or for those who already have basic woodworking skills.</p>
	<p>PWD Car Display Stands</p> <p>This is a basic project suitable for all PWD age youth and siblings. A variety of standard shaped pieces are provided and Scouts can build using a basic design or they can use their imagination to create their own. This is a short duration project and can accommodate multiple small groups in a reasonable time frame.</p>
	<p>Handy Wooden Mallet</p> <p>This is a great project for Scouts. Use it in the shop or put it in your pack for hammering in tent stakes. Size, weight and shape can be modified to suit your needs. Good project for the Woodwork merit badge.</p>
	<p>Doll Bed</p> <p>A great classic project! Measuring 22” long, this is a substantial project that will be enjoyed for years. This is a flexible project that can be tailored for Bears, Webelos or Scouts.</p>
	<p>Magnetic Vase</p> <p>This is a fun project suitable for younger Scouts and makes a great gift. Scouts get to learn some basic skills as they cut, drill and paint the wooden holder. Add a personalized inscription or image and it is ready to display or wrap!</p>
	<p>Saw Handle Push Stick</p> <p>Push sticks are not only important safety tools, they are a great way to personalize your work space. Use our template to make this push stick or create your own design. Can be made for personal use or as a special gift for a woodworker in your family. Good project for Scouts BSA age youth.</p>

	<p>Crossover Plaque Designed as a fun project for Webelos to craft their own Cross Over Plaque. They cut the arc, use a wood burner to add the AOL symbol and glue it together. Plaque can be stained and patches and other memorabilia can be added at home or during a regular Den meeting.</p>
	<p>Crossover Plaque w/ CNC Engraving We can help you take your crossover plaque project to the next level by customizing your plaques with the Arrow Light symbol, Scout name and/or Pack & Den numbers.</p>
	<p>Belt Loop Display This is a great activity for Bears and older youth and creates a nice display for all the belt loops earned as a Cub Scout. The project shown includes samples of a standard image engraving as well as engravings to personalize the display with Scout name and Pack and Den numbers.</p>
	<p>Pinewood Derby Trophy & Car Display This project was proposed by a Pack who engaged a younger Den to help prepare Pinewood Derby Trophies for their Pack race and it is now a recurring annual activity. The project can be tailored to a variety of age groups. Add numbers to the trophies and/or simply spray paint for the Gold, Silver and Bronze in each rank.</p>
	<p>Pinewood Derby Car Display A fun project resulting in a display stand where Cub Scouts can proudly display all of their pinewood derby cars. The display can be modified for the number of cars and can be freestanding (with a base as shown) or it can be wall mounted. Recommended for Webelos and AOL ranks.</p>
	<p>Award Inlay Projects For parents and Adult Leaders looking to create a special award, we have router templates available to inlay a variety of standard Scouting medallions. These can be used to create custom plaques or awards for special events (crossovers, Eagle Scout COH). You can also create and inlay special gift items of your own design.</p>
	<p>Bat House (larger project) This is a substantial woodworking and installation project. The box itself is approximately 12" square and 2' tall. This is a great Patrol/small group conservation project. While Camp Snyder does not require any bat houses, we have project plans and a good example of one installation technique.</p>
	<p>Bee & Butterfly Hotel (more involved project) This project requires additional preparation to gather the necessary materials and takes a bit longer to execute. This house is made from reclaimed pallet boards and was done as a part of an Eagle Scout Project. It would make a fun Patrol activity!</p>
	<p>Purple Martin House (larger project) This is not your average bird house! This is a substantial conservation project with several needed at Camp Snyder. We can help organize the project into multiple, small group work sessions for any interested Troop or Patrol. There are work steps appropriate for all Scout age youth.</p>