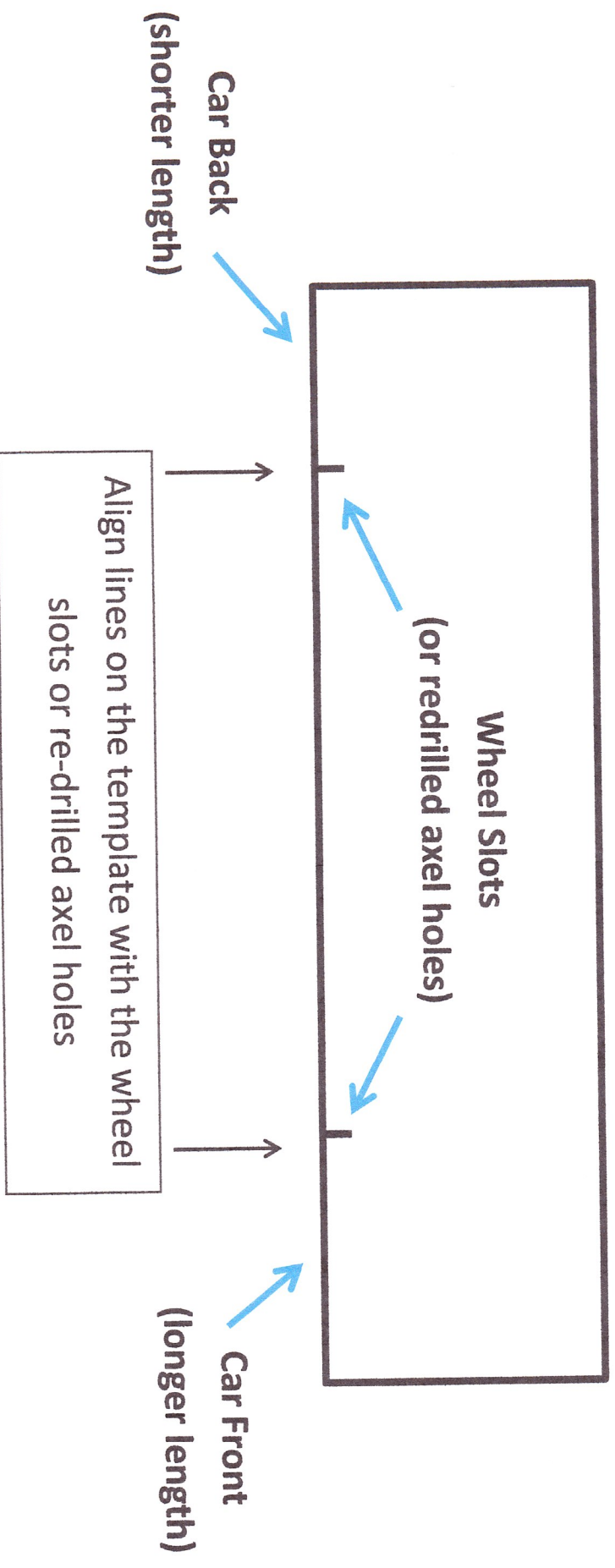


# Tip # 1

## Block and Template Orientation



## Tip # 2

If your template includes a side view & top view:

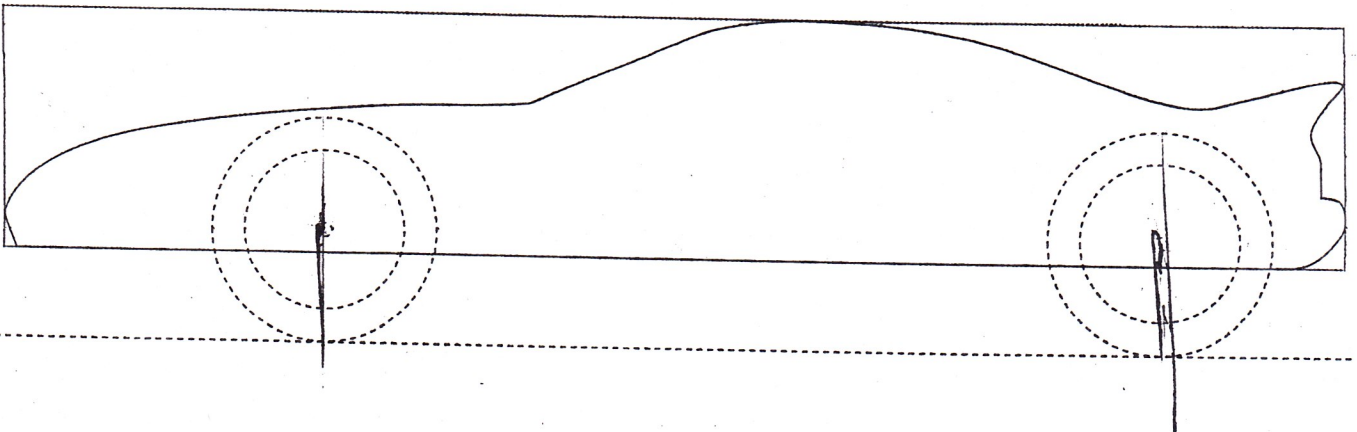
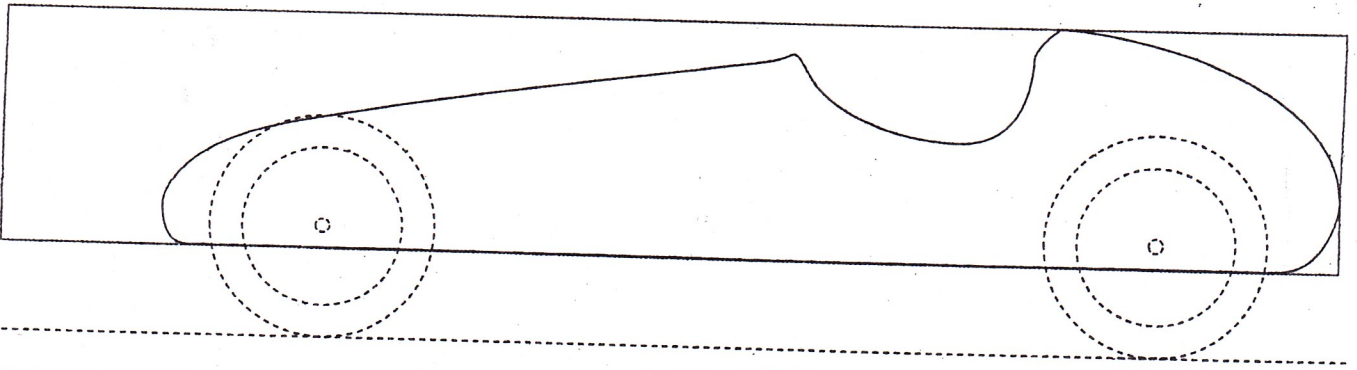
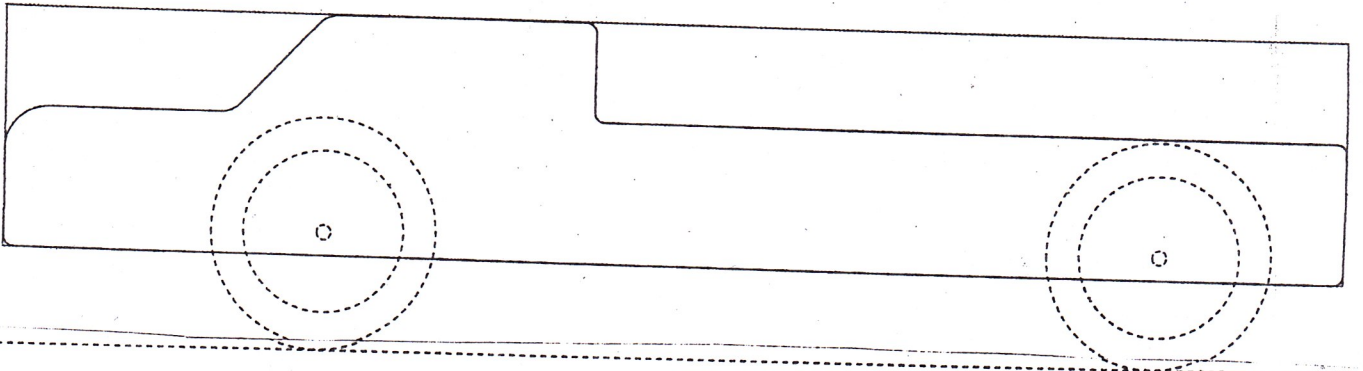
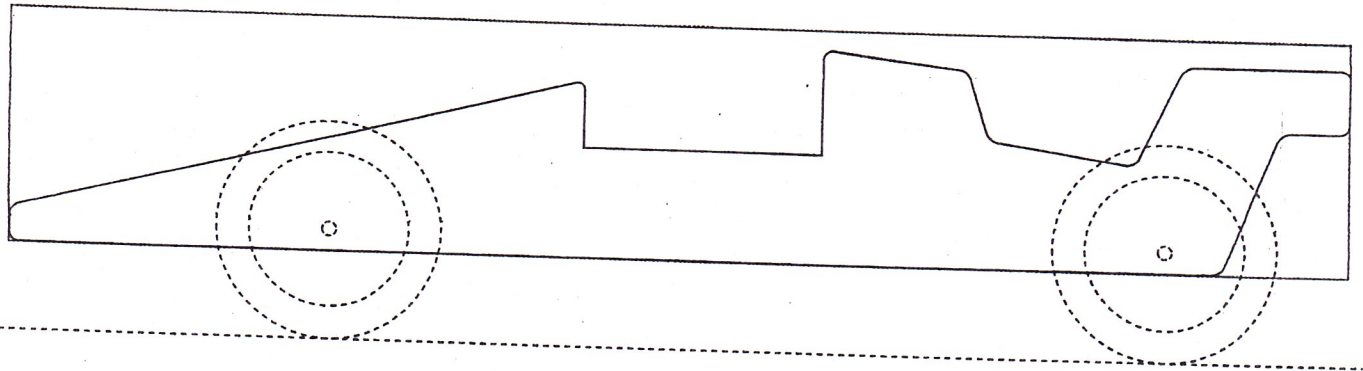
1. Attach your side view template and make your first cut  
and then
2. Attach the top view and make your final cut

## Tip # 3

It is very difficult to add certain types of weights to very thin cars



Consider modifying thin car designs so that they are at least 5/8" thick

# Beginner Designs



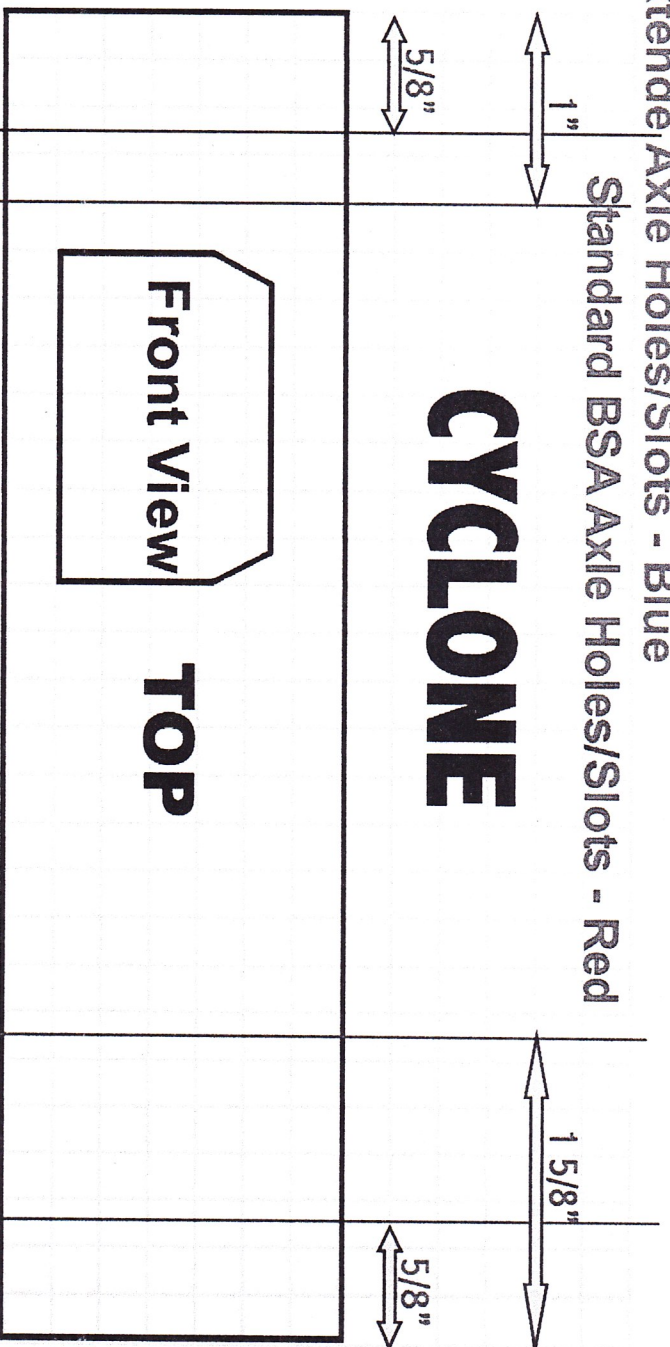
Item Portfolio

175




Extend Axle Holes/Slots - Blue  
Standard BSA Axle Holes/Slots - Red

# CYCLONE



## Derby Monkey Garage



3/8" HOLES  
FOR WEIGHTS

AXLE LINE

TO SCALE: 1 SQUARE = 1/4"

AXLE LINE

### Tools & Supplies Needed

- Band Saw or Coping Saw
- Electric hand drill or press
- 3/8" Drill Bit for weight holes
- #44 Drill Bit for axle holes
- Sharp Pointed Object (punch)
- 3/8" Tungsten Cylinders or...
- 3/8" Lead wire for weight
- Body Putty / Wood Filler
- Safety Glasses
- Hearing Protection
- Scissors
- Markers
- Sandpaper
- Paint, Accessories and Decals

[WWW.DERBYMONKEY.COM](http://WWW.DERBYMONKEY.COM)

## Extended Axle Holes/Slots

### Standard BSA Axle Holes/Slots

# Top Fuel

## TOP

Front View

# Derby Monkey Garage


## SIDE

3/8" HOLES  
FOR WEIGHTS

AXLE LINE

TO SCALE: 1 SQUARE = 1/4"



AXLE LINE



### Tools & Supplies Needed

- Band Saw or Coping Saw
- Electric hand drill or press
- 3/8" Drill Bit for weight holes
- #44 Drill Bit for axle holes
- Sharp Pointed Object (punch)
- 3/8" Tungsten Cylinders or...
- 3/8" Lead wire for weight
- Body Putty / Wood Filler
- Safety Glasses
- Hearing Protection
- Scissors
- Markers
- Sandpaper
- Paint Aerosol/air and Base

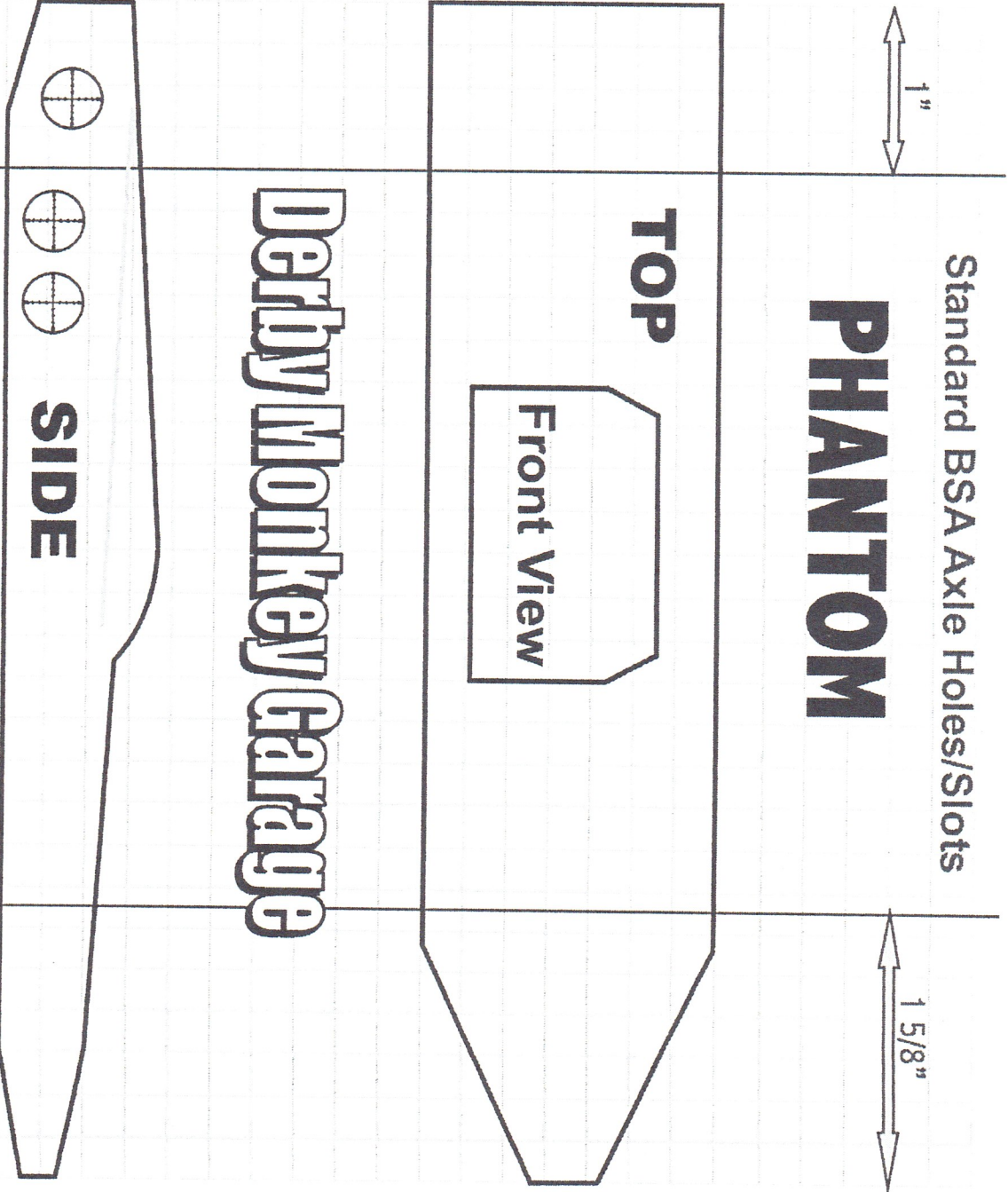
[WWW.DERBYMONKEY.COM](http://WWW.DERBYMONKEY.COM)



**Tools & Supplies Needed**

- Band Saw or Coping Saw
- Electric hand drill or press
- 3/8" Drill Bit for weight holes
- #44 Drill Bit for axle holes
- Sharp Pointed Object (punch)
- 3/8" Tungsten Cylinders or...
- 3/8" Lead wire for weight
- Body Putty / Wood Filler
- Safety Glasses
- Hearing Protection
- Scissors
- Markers
- Sandpaper
- Paint, Accessories and Decals

3/8" HOLES FOR WEIGHTS



**PHANTOM**

Standard BSA Axle Holes/Slots

**TOP**

**Front View**

**Derby Monkey Garage**

**SIDE**

AXLE LINE

AXLE LINE

TO SCALE: 1 SQUARE = 1/4"

**WWW.DERBYMONKEY.COM**

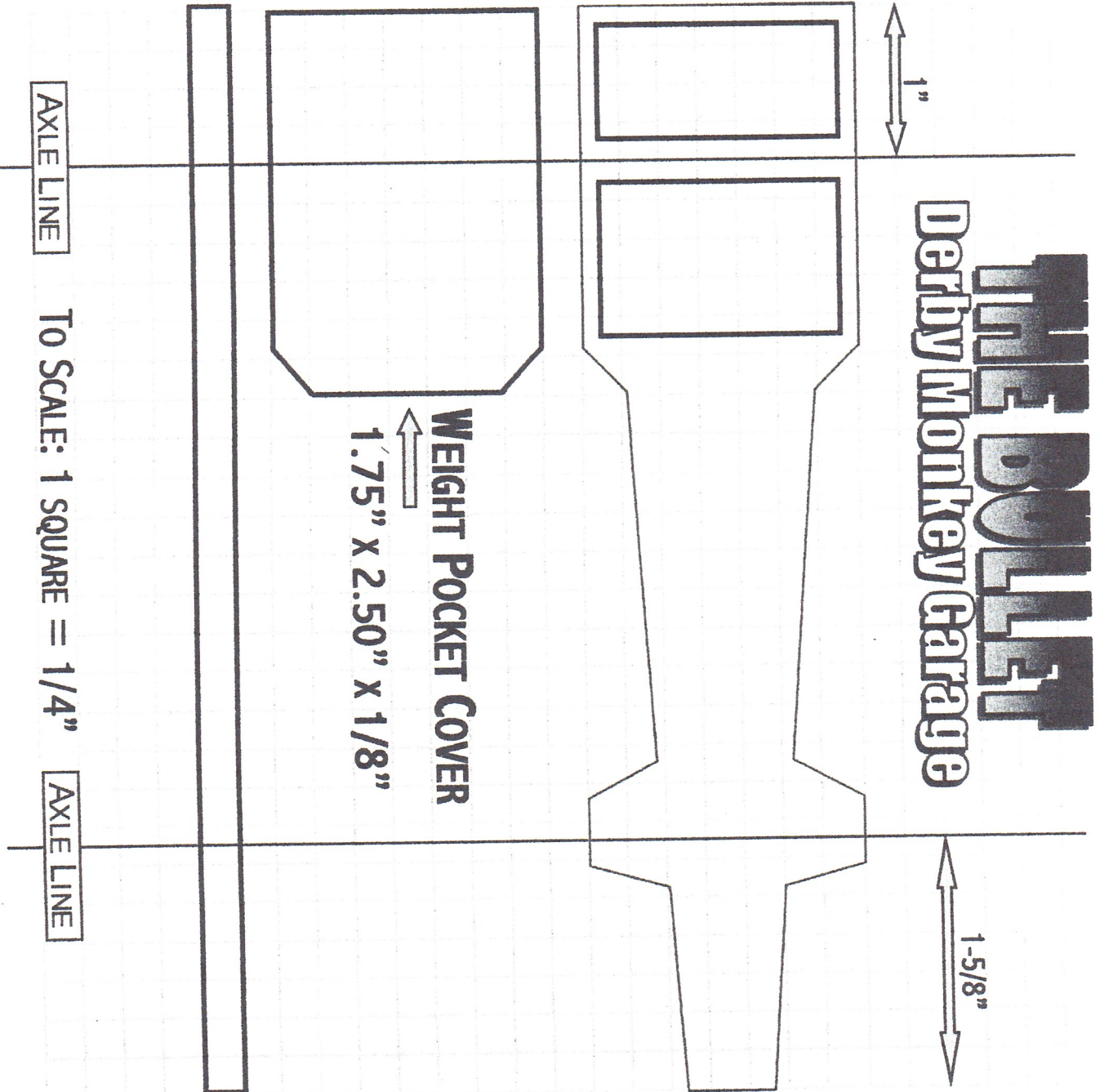


### Tools & Supplies Needed

- Band Saw or Coping Saw
- Electric hand drill or press
- #44 Drill Bit
- Sharp Pointed Object (punch)
- 1/4" Tungsten Cubes or...
- Plate for weight
- Body Putty / Wood Filler
- Safety Glasses
- Hearing Protection
- Scissors
- Markers
- Sandpaper
- Paint

# THE BULLET

## Derby Monkey Garage




For 1/4" Tungsten Cubes CLICK HERE

[www.DERBYMONKEYGARAGE.COM](http://www.DERBYMONKEYGARAGE.COM)

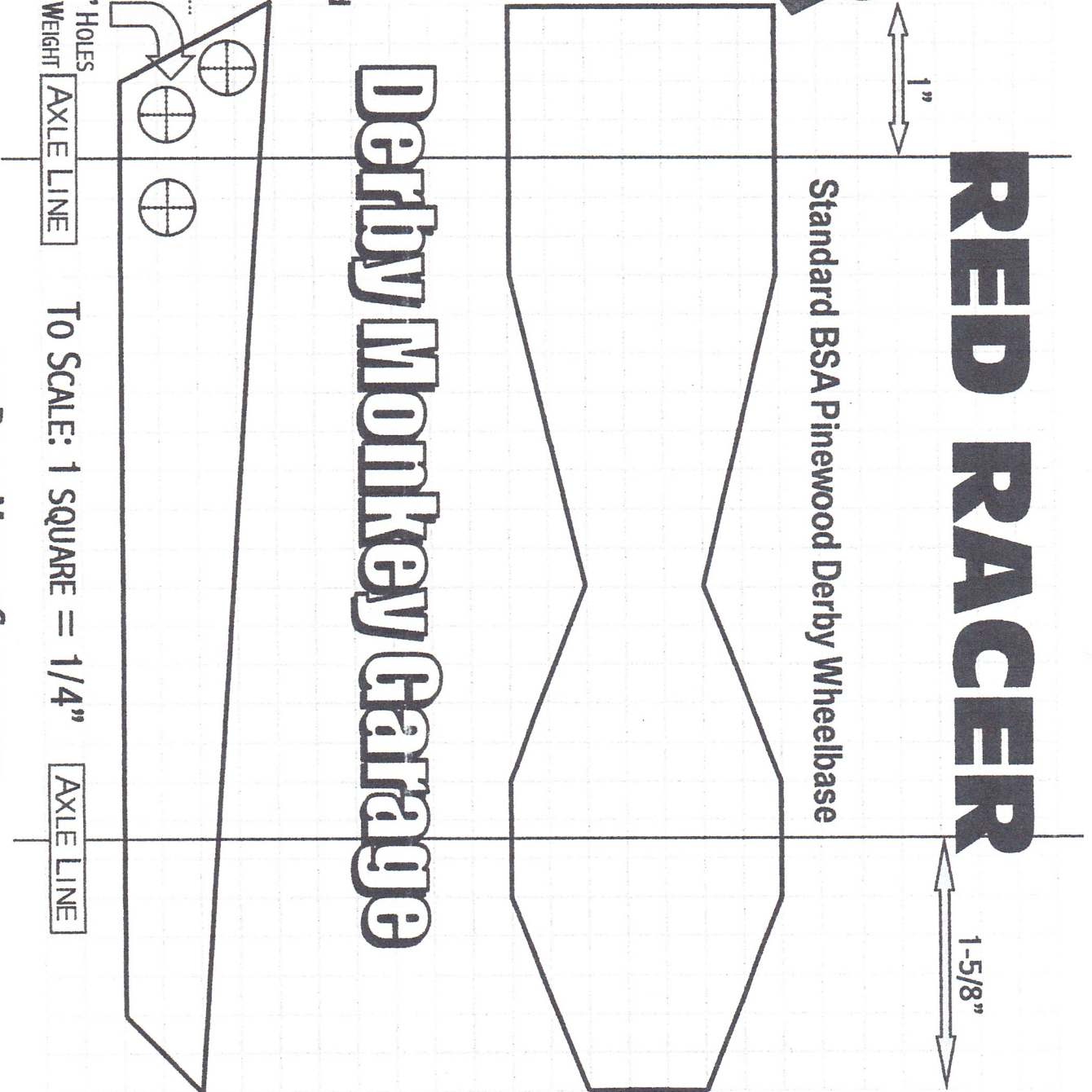
All works in these plans including text and graphics are sole property of Derby Monkey Garage. Reproduction and/or redistribution are prohibited.





# RED RACER

Standard BSA Pinewood Derby Wheelbase



## Derby Monkey Garage

### Tools & Supplies Needed

- Band Saw or Coping Saw
- Electric hand drill or press
- 3/8" Drill Bit
- #44 Drill Bit
- 3/8" Tungsten Cylinders or...
- 3/8" Lead wire for weight
- Body Putty / Wood Filler
- Safety Glasses
- Hearing Protection
- Scissors
- Markers
- Sandpaper
- Paint

3/8" HOLES  
FOR WEIGHT

AXLE LINE

TO SCALE: 1 SQUARE = 1/4"

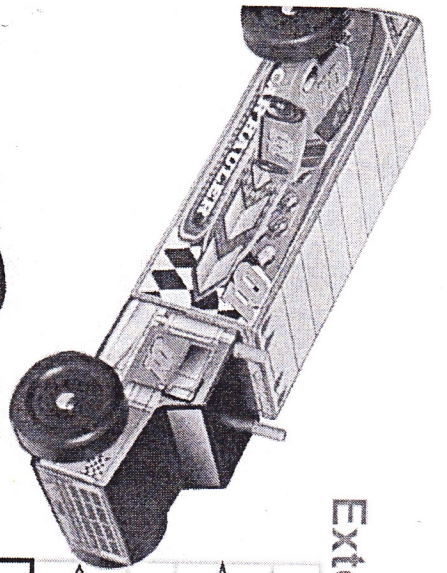
AXLE LINE

[WWW.DERBYMONKEYGARAGE.COM](http://WWW.DERBYMONKEYGARAGE.COM)

All works in these plans including text and graphics are sole property of Derby Monkey Garage. Reproduction and/or redistribution are prohibited.

### RECOMMENDED ACCESSORIES:


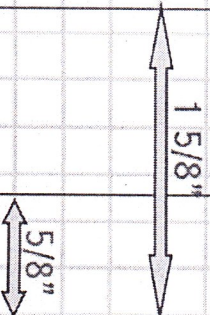
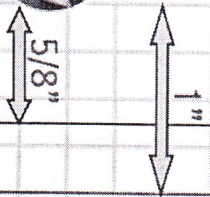
- Cool Decals - [CLICK HERE](#)
- Accessory Parts - [CLICK HERE](#)
- Pinewood Derby Wheels - [CLICK HERE](#)
- Monkey Dust Graphite - [CLICK HERE](#)
- Testors One-Coat Spray Paint - [CLICK HERE](#)
- Pro Axle Guide - [CLICK HERE](#)
- ProMax Axle Polishing Kit - [CLICK HERE](#)
- Lead Wire - [CLICK HERE](#)
- Tungsten Cylinders - [CLICK HERE](#)



Extend Axle Holes/Slots - Blue

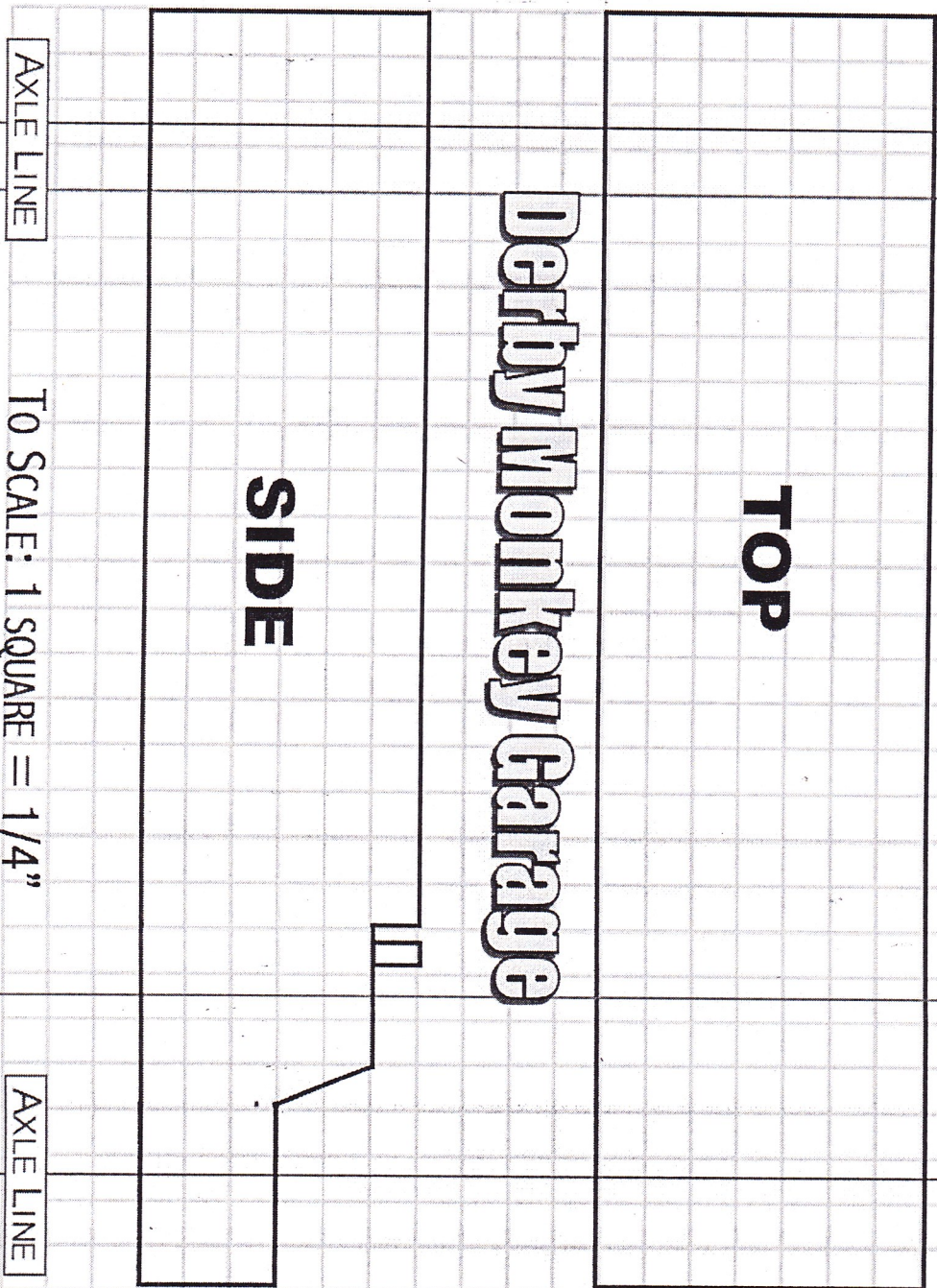
Standard BSA Axle Holes/Slots - Red

# SEMI TRUCK



## Tools & Supplies Needed

- Band Saw or Coping Saw
- Electric hand drill or press
- 3/8" Drill Bit for weight holes
- #44 Drill Bit for axle holes
- 3/16" Dowel for Exhaust
- 3/8" Tungsten Cylinders or...
- 3/8" Lead wire for weight
- Body Putty / Wood Filler
- Safety Glasses
- Hearing Protection
- Scissors
- Markers
- Sandpaper
- Paint, Accessories and Decals



AXLE LINE

TO SCALE: 1 SQUARE = 1/4"

AXLE LINE

# Derby Monkey Garage

TOP

SIDE

RECOMMENDED ACCESSORIES:  
 Super Cool Decals - [CLICK HERE](#)  
 Testors One-Coat Spray Paint - [CLICK HERE](#)  
 Monkey Dust Premium Graphite - [CLICK HERE](#)  
 Pinewood Derby Wheels - [CLICK HERE](#)



[WWW.DERBYMONKEY.COM](http://WWW.DERBYMONKEY.COM)



**Extended Axle Holes/Slots**

Standard BSA Axle Holes/Slots

# Mad Max



## Tools & Supplies Needed

- Band Saw or Coping Saw
- Electric hand drill or press
- 3/8" Drill Bit for weight holes
- #44 Drill Bit for axle holes
- Sharp Pointed Object (punch)
- 3/8" Tungsten Cylinders or...
- 3/8" Lead wire for weight
- Body Putty / Wood Filler
- Safety Glasses
- Hearing Protection
- Scissors
- Markers
- Sandpaper
- Paint, Accessories and Decals

3/8" HOLES  
FOR WEIGHTS



AXLE LINE

TO SCALE: 1 SQUARE = 1/4"

AXLE LINE

# Derby Monkey Garage



[WWW.DERBYMONKEY.COM](http://WWW.DERBYMONKEY.COM)

**RECOMMENDED ACCESSORIES:**

- Plastic Engine – [CLICK HERE](#) Monkey Dust Premium Graphite – [CLICK HERE](#) Pinewood Derby Wheels – [CLICK HERE](#)
- Cool Decals – [CLICK HERE](#) Testors One-Coat Spray Paint – [CLICK HERE](#) Pro Axle Guide – [CLICK HERE](#)

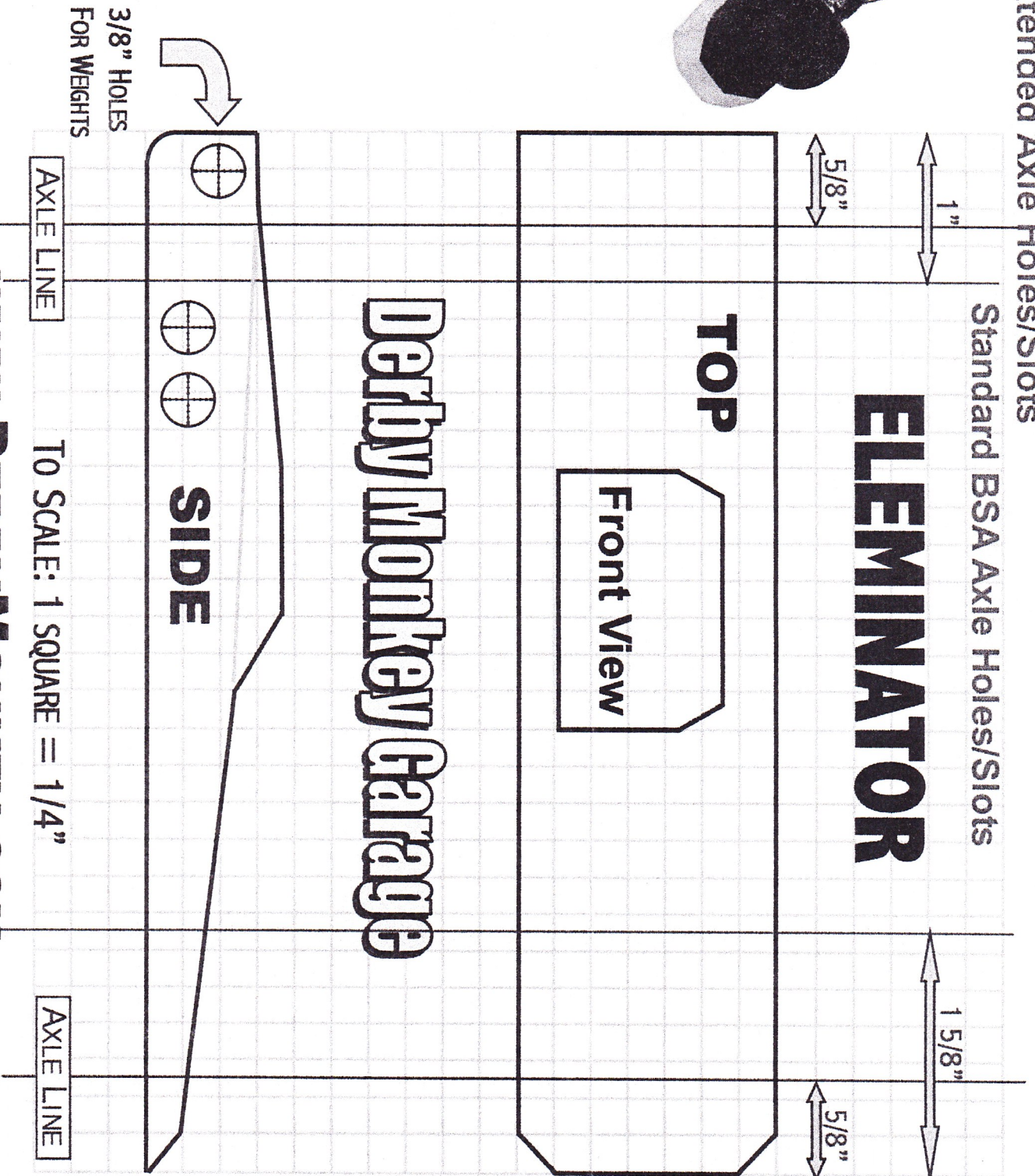
**Extended Axle Holes/Slots**

Standard BSA Axle Holes/Slots



**Tools & Supplies Needed**

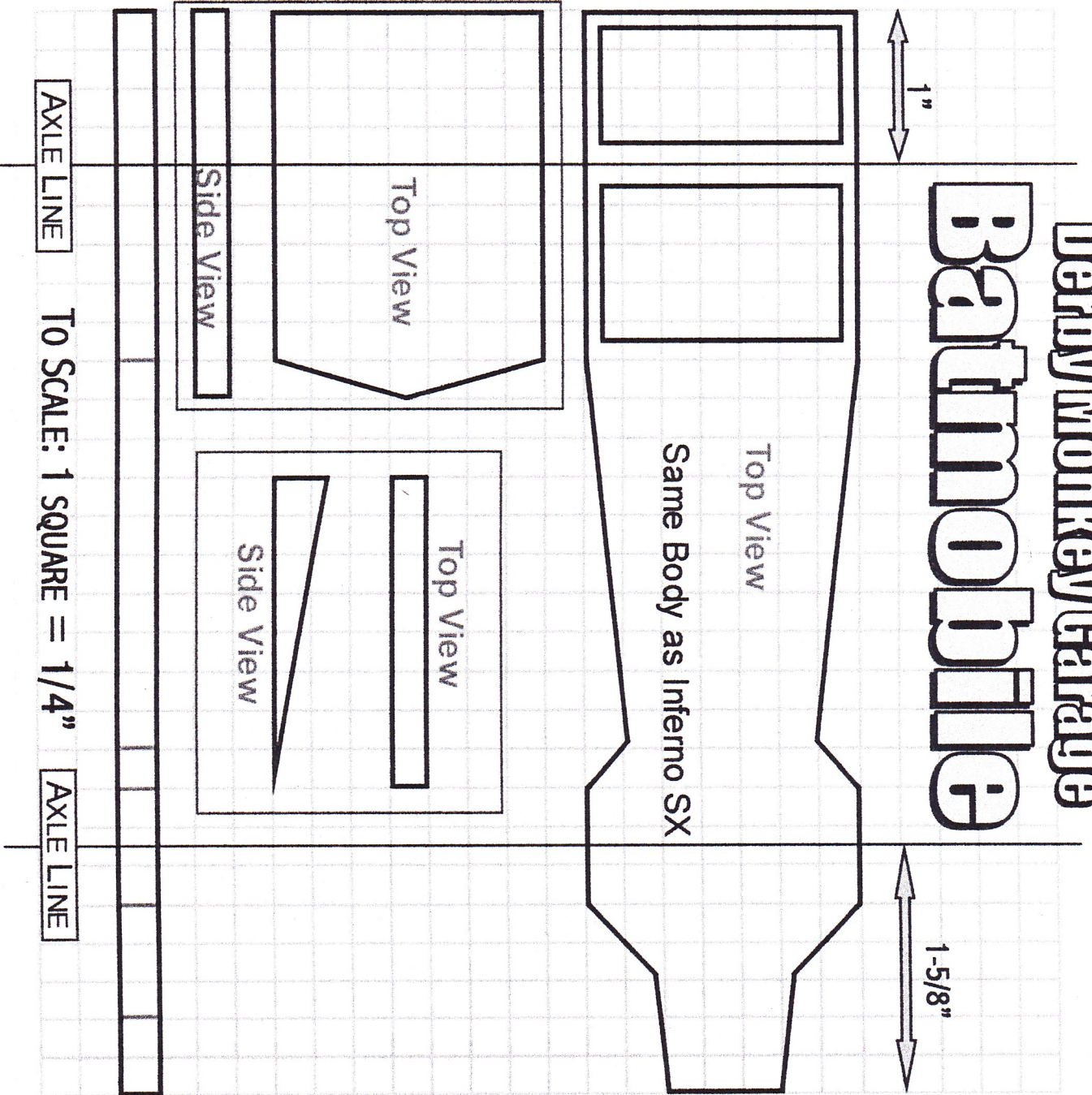

- Band Saw or Coping Saw
- Electric hand drill or press
- 3/8" Drill Bit for weight holes
- #44 Drill Bit for axle holes
- Sharp Pointed Object (punch)
- 3/8" Tungsten Cylinders or...
- 3/8" Lead wire for weight
- Body Putty / Wood Filler
- Safety Glasses
- Hearing Protection
- Scissors
- Markers
- Sandpaper
- Paint, Accessories and Decals



**WWW.DERBYMONKEY.COM**

# Derby Monkey Garage

# Batmobile



## RECOMMENDED ACCESSORIES:

- Axle Puller – [CLICK HERE](#)
- Tungsten Cubes for weight – [CLICK HERE](#)
- Monkey Dust Premium Graphite – [CLICK HERE](#)
- Pinewood Derby Wheels – [CLIC HERE](#)
- Testors One-Coat Spray Paint – [CLICK HERE](#)
- Wheel Gap & Clearance Gauge – [CLICK HERE](#)

[WWW.DERBYMONKEYGARAGE.COM](http://WWW.DERBYMONKEYGARAGE.COM)

All works in these plans including text and graphics are sole property of Derby Monkey Garage. Reproduction and/or redistribution are prohibited.