










# Michael's Woodshop

## Project Ideas

Updated: April 30, 2021

Presented below are project ideas which may be useful in planning your own Unit wood shop activity. Many of these activities can be tailored for different age groups. We have included information about our router inlay capabilities for adults interested in creating special awards. We have also included a few larger conservation projects at the end of the list for Units looking for a more substantial project. We are always looking for additional project ideas, so please feel free to suggest new projects.

	<p><b>Golf Tee Tic Tac Toe Board</b></p> <p>This is a basic project suitable for younger Cub Scouts &amp; siblings. It does not take long to complete and was designed to accommodate multiple groups in short sessions.</p>
	<p><b>Triangle Golf Tee Challenge</b></p> <p>A classic game. This is a basic project suitable for younger Cub Scouts &amp; siblings. It does not take long to complete and was designed to accommodate multiple groups in short sessions.</p>
	<p><b>Yard Stick Box</b></p> <p>A small box useful for organizing small items. It makes a great gift! Use it in the shop, sewing room, desk or a kitchen drawer. Project is a short, glue only assembly designed for younger visitors to Michael's Woodshop.</p>
	<p><b>Cub Scout Tool Box</b></p> <p>This is a perfect Baloo the Builder project activity. It was designed specifically for Bear Dens, but can be completed by younger Scouts with parental assistance.</p>
	<p><b>Traditional Wren House</b></p> <p>This is a great project which can be tailored to a broad range of youth ages. It does require some time and focus, so it is targeted towards Webelos (with pre-cut kits and templates) or Scouts/Merit Badge work with a single board and a drawing.</p>
	<p><b>Classic Tool Box</b></p> <p>A classic tool box project targeted towards Scouts. Using available templates and cutting jig, the project can be arranged as a fun Unit activity. With some minor process changes, this can also be built as an individual project suitable for the Woodwork Merit Badge.</p>
	<p><b>Cell Phone Stand</b></p> <p>This flexible project can be tailored for many age groups and it makes a great gift! With the aid of jigs, this project can be configured as a short completion time, multiple group project for Cub Scouts. It can also be completed by older youth without the jigs and is suitable for the Woodwork Merit Badge.</p>
	<p><b>Bluebird Box or Finch House</b></p> <p>Although the assembly techniques for these two bird houses are similar to the Wren House, the various angle cuts add some complexity to these projects. Each of these would make a great first woodworking project for Scouts &amp; adults and they are also good projects for the Woodwork Merit Badge.</p>

	<p><b>Hanging Wren House</b></p> <p>A classic bird house design that is fun to build. With pre-cut kits, templates and assembly jigs, this project can be completed by Bears and Webelos. For Scouts, this can be a good introduction to woodworking and is suitable for the Woodwork Merit Badge. Cutting the parts is a little more involved than it appears!</p>
	<p><b>Butterfly House</b></p> <p>This makes a great individual or Patrol project. Recommend for youth ages 11 &amp; up, this project can be configured either for novices or for those who already have basic woodworking skills.</p>
	<p><b>PWD Car Display Stands</b></p> <p>This is a basic project suitable for all PWD age youth and siblings. A variety of standard shaped pieces are provided and Scouts can build using a basic design or they can use their imagination to create their own. This is a short duration project and can accommodate multiple small groups in a reasonable time frame.</p>
	<p><b>Handy Wooden Mallet</b></p> <p>This is a great project for Scouts. Use it in the shop or put it in your pack for hammering in tent stakes. Size, weight and shape can be modified to suit your needs. Good project for the Woodwork merit badge.</p>
	<p><b>Cross Over Plaque</b></p> <p>Designed as a fun project for Webelos to craft their own Cross Over Plaque. They cut the arc, use a wood burner to add the AOL symbol and glue it together. Plaque can be stained and patches and other memorabilia can be added at home or during a regular Den meeting.</p>
	<p><b>Award Inlay Projects</b></p> <p>For parents and Adult Leaders looking to create a special award, we have router templates available to inlay a variety of standard Scouting medallions. These can be used to create custom plaques or awards for special events (crossovers, Eagle Scout COH). You can also create and inlay special gift items of your own design.</p>
	<p><b>Bat House (larger project)</b></p> <p>This is a substantial woodworking and installation project. The box itself is approximately 12" square and 2' tall. This is a great Patrol/small group conservation project. While Camp Snyder does not require any bat houses, we have project plans and a good example of one installation technique.</p>
	<p><b>Purple Martin House (larger project)</b></p> <p>This is not your average bird house! This is a substantial conservation project with several needed at Camp Snyder. We can help organize the project into multiple, small group work sessions for any interested Troop or Patrol. There are work steps appropriate for all Scout age youth.</p>